



2310 E. Orangethorpe Ave, Anaheim, CA 92806

714-738-6194 / 714-446-0119 FAX

www.accrmfg.com

Series G5225 - Product Specification

Part Number Code:

G5225 MVW BA - X.XX H L R

ACCR Series

Hardware Option:

Standard = 3/32" Hex Socket Head Screw with 4-40 Threads
 M = Metric 2.5 Hex Socket Head on screw (3/32" Hex Socket Std)
 V = Visual Lock Indicator (add .20" to screw length)
 W = Lock and Flat Washer (add .100" to screw length)

Finish Option:

BA = Black Anodize per Mil-A-8625, Type II, Class 2
 BH = Black Hard Anodize per Mil-A-8625, Type III, Class 2
 CC = Chem-Film Clear per Mil-C-5541, ROHS
 CG = Chem-Film Gold per Mil-C-5541
 EN = Electroless Nickel per Mil-C-26074, Gr. B, Cl4
 BL = Black Hard Anodize with Dry Film Lube per Mil-L46010

Option R = Locknut for retaining the screw

Option L = Locking Element on screw threads

Mounting Options:

H = C'bore .156" Dia. X .200" Deep X .068/.073" Dia.
 Thru Hole, CSK 100 Degree X .140" Dia.

T0 = 0-80 Tapped Thru Holes

T2 = 2-56 Tapped Thru Holes

TM2 = Metric 2 Tapped Thru Holes

TM2.5 = Metric 2.5 Tapped Thru Holes

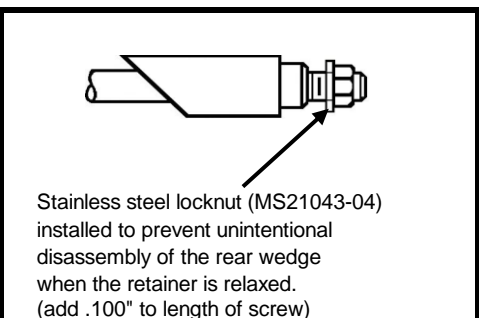
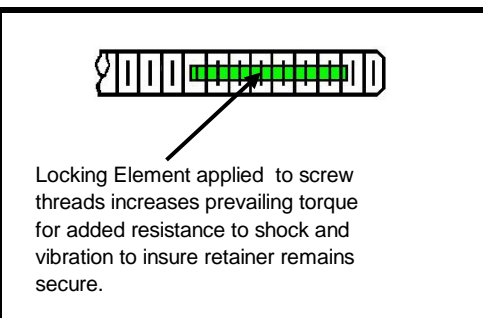
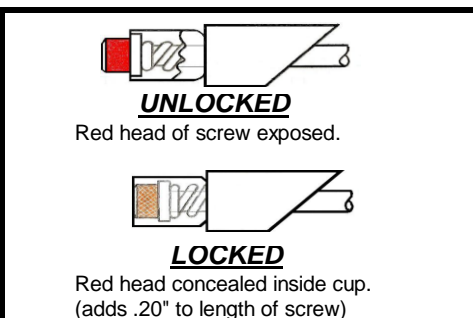
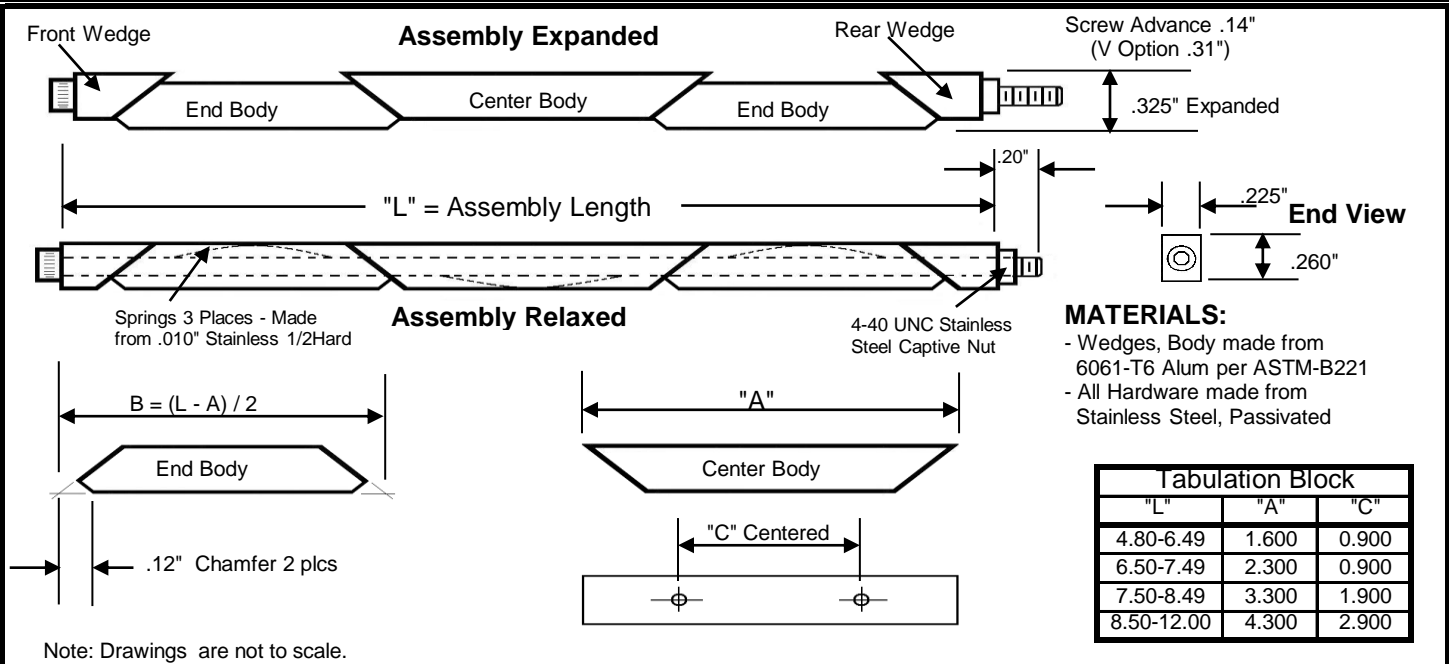
Assembly Length in decimal inches:

Standard lengths = 4.80, 6.50, 7.50 and 8.50
 Other lengths or specifications on request.

NOTE: 100% Made in the USA

NOTE: 100% Made in the USA

NOTE: 100% Made in the USA



"V" Option:
 Provides color code on the screw head as a visual indicator the retainer is locked.

"L" Option:
 Adds Lock Patch to screw threads for additional resistance to shock and vibration.

"R" Option:
 Add MS21043 Lock Nut to prevent unintentional disassembly of rear wedge.