

Lightweight ARINC Trays



INTRODUCTION

Carlisle Interconnect Technologies (CarlisleIT) has developed an innovative line of lightweight ARINC trays that are 20% lighter than standard trays.

All of our trays are designed and fabricated using top quality aerospace-grade materials that meet or exceed ARINC specifications, as well as all civil and military aircraft application criteria.

Our special lightweight designs stand up to the most rigorous environmental hazards for in-flight and on-the-ground operations. Each tray is fully warranted, ensuring that your avionics systems equipment will fit securely and operate safely.

Our trays are engineered so customers can select the right product from off-the-shelf designs or customize a solution that will best fit their requirements.

CarlisleIT trays are designed to accommodate positive pressure air cooling systems when installed on a plenum shelf or equipment rack.

KEY FEATURES

- » Over 20% lighter than standard ARINC 600 trays
- » Tested to the following RTCA-DO-160G criteria:
 - Robust Random Vibration: Cat R, Curve B3, B4
 - High Level Short Duration Vibration: Cat H, Curve R
 - Operational Shock: Terminal sawtooth, 6G
 - Crash Safety Impulse: 20G terminal sawtooth
- » RoHS compliant
- » Materials meet flammability, optical smoke density and toxic gas generation requirements.

APPLICATIONS

- » Direct fit replacements for most ARINC trays.
- » Can be specified individually or as part of a CarlisleIT integrated assembly.
- » Ideal for weight-critical applications.

Learn more: [CarlisleIT.com/products/structures](https://www.carlisleit.com/products/structures)

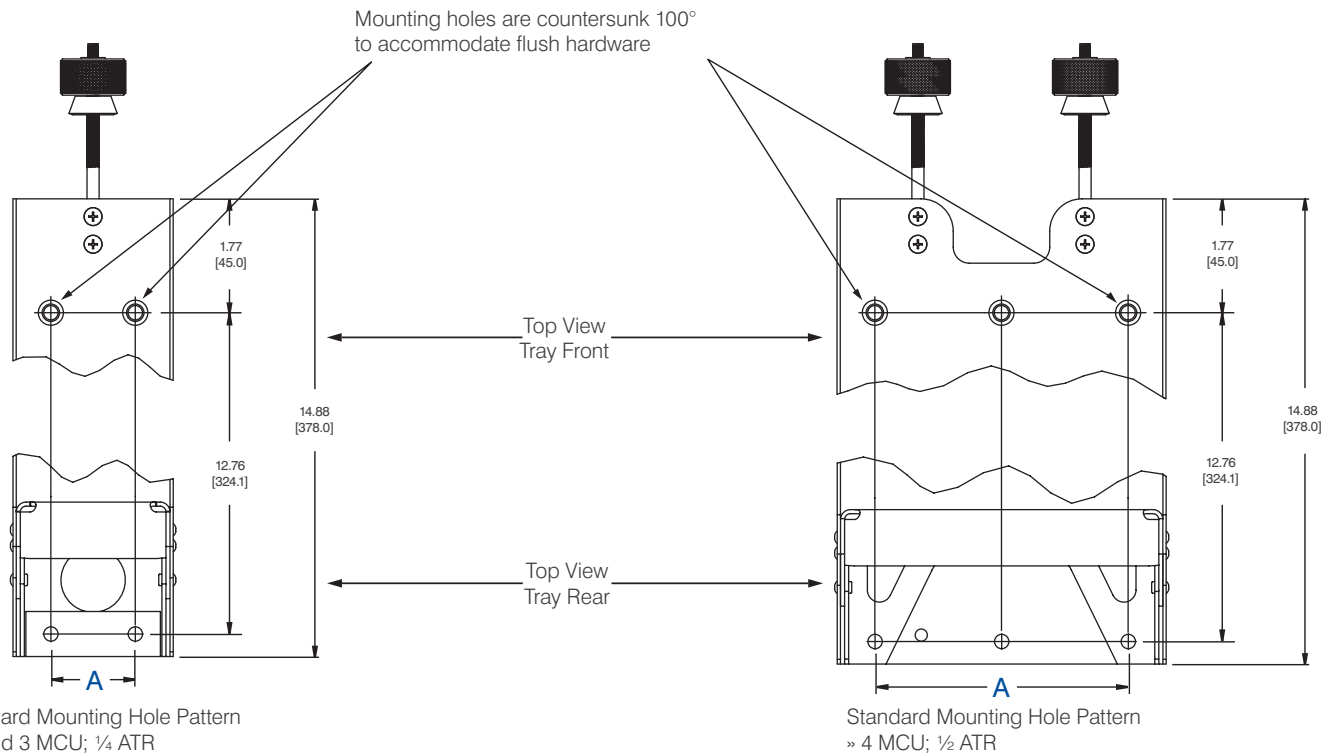
Lightweight ARINC Trays

MOUNTING PATTERNS

The following cutaway diagrams illustrate standard front and rear mounting-hole placement for ARINC Trays.

No. 10 mounting holes are standard on all trays.

Note: Dimensions are in inches, bracketed [numbers] represent millimeters.



MOUNTING DIRECTIONS: REFERENCE CHARTS

Need a lightweight tray in a larger size? Contact the factory for availability and lead time on large size lightweight trays.

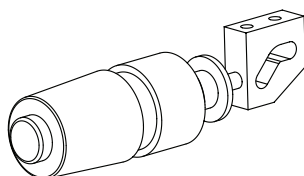
ATR Size	A
¼	1.312 [33.3]
½	3.936 [100.0]

MCU Size	A
2	1.312 [33.3]
3	2.624 [66.6]
4	3.936 [100.0]

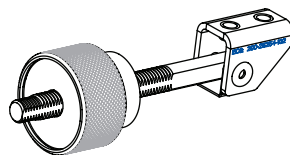
OPTIONS & ACCESSORIES

Contact our facility for a full listing of options.

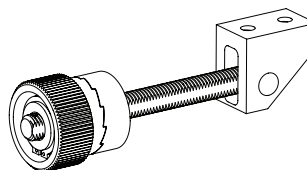
Hold Downs



Insertion-Extraction




Advanced Thumbscrew



Military Style Thumbscrew

Plugs



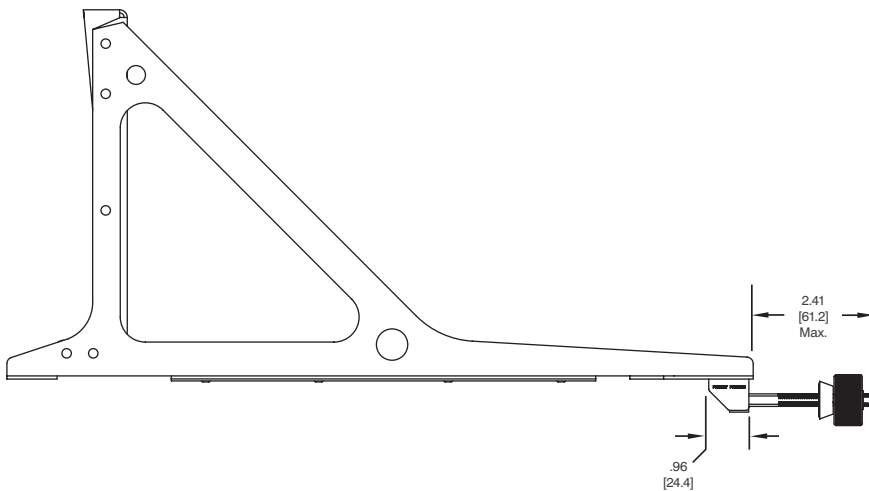
Multiple options available

Learn more: CarlisleIT.com/products/structures

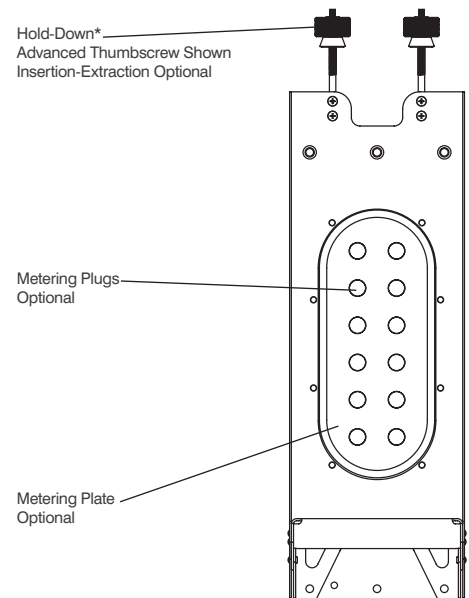
Lightweight ARINC Trays

DIMENSIONAL DATA

Typical Side View



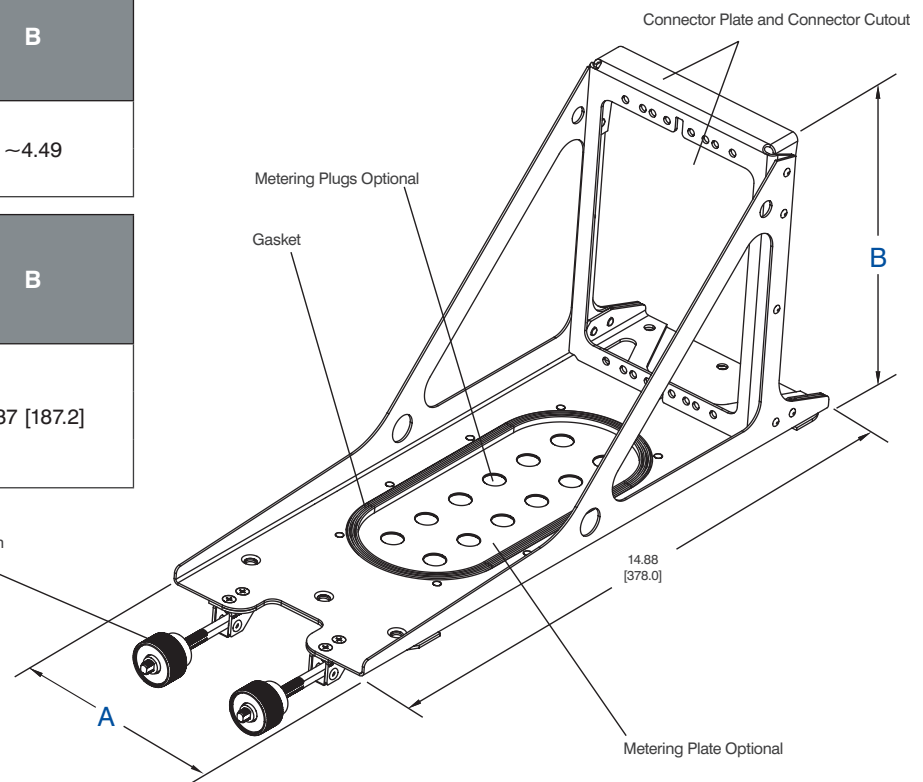
Typical Top View



ATR Size	A (Outside Dimensions Including Rivet Heads)	B
1/4	2.57 [65.3]	~4.49
1/2	5.19 [131.8]	

MCU Size	A (Outside Dimensions Including Rivet Heads)	B
2MCU	2.57 [65.3]	7.37 [187.2]
3MCU	3.87 [98.3]	
4MCU	5.19 [131.8]	

Hold-Down*
Advanced Thumbscrew Shown
Insertion-Extraction Optional



*Hold-Down options include: Insertion-Extraction, Advanced Thumbscrew and Military Style Thumbscrew.


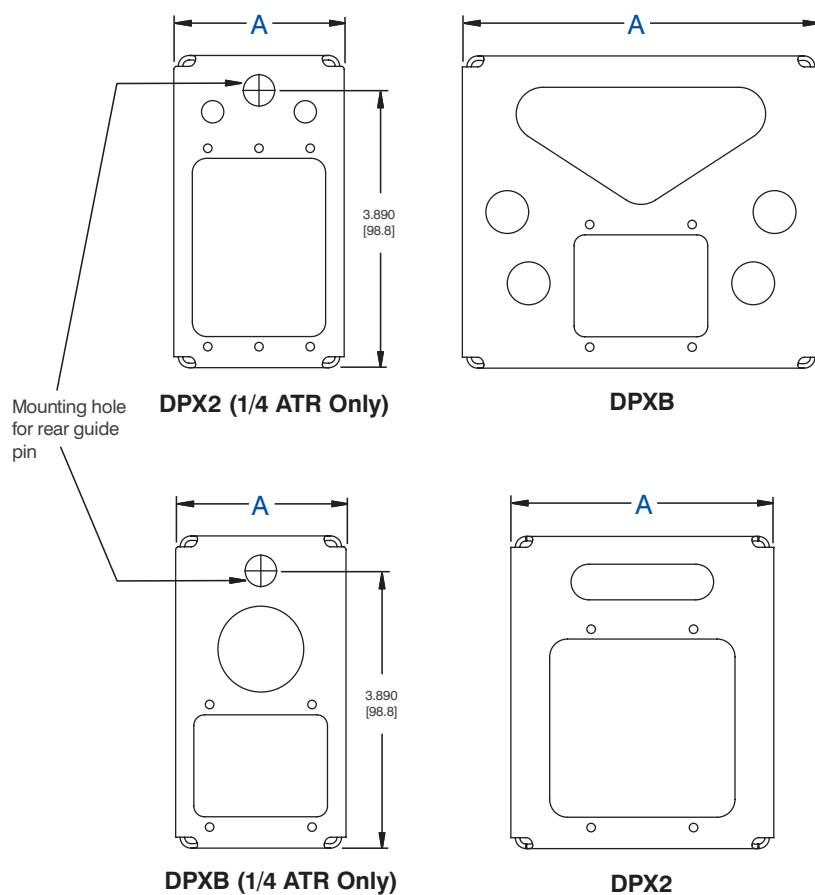
All dimensions shown represent CarlisleIT's Standard tray dimensions and frequently requested options. CarlisleIT can customize any of these features to suit your specific needs.

Learn more: [CarlisleIT.com/products/structures](https://www.carlisleit.com/products/structures)


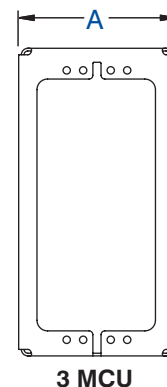

Lightweight ARINC Trays

CONNECTOR PLATE DIMENSIONS

ATR Dimensions	
ATR	A
1/4	2.390 [60.7]
1/2	5.010 [127.3]



MCU Dimensions		
MCU	A	Connector Size Supported
2	2.39 [60.7]	1, 2
3	3.69 [93.7]	1, 2
4	5.01 [127.3]	1, 2, 3



CARLISLE
INTERCONNECT TECHNOLOGIES

See CarlisleIT's line of Trays, Racks & Enclosures at:
[CarlisleIT.com/products/structures](https://www.carlisleit.com/products/structures)

(+1) 800-327-9473
Sales@CarlisleIT.com